

UBND PHƯỜNG BUỒN HỒ

TRƯỜNG TH NGUYỄN TẤT THÀNH

MATRIX FINAL TEST GRADE 2  
SCHOOL YEAR: 2025 – 2026



SKILLS	ASSESSMENT TASKS	ASSESSMENT CONTENTS	NUMBERS OF QUESTION/ LEVELS			TOTAL QUESTIONS, POINTS, PERCENTAGE
			LEVEL 1	LEVEL 2	LEVEL 3	
Listening	Listen and tick	Listen and tick the correct picture about: cake, driving	2 1pt			8 questions 4 points 40%
	Listen and circle	Listen and circle <b>sound</b> about: y, z, i	2 1pt			
	Listen and match	Listen and match about: grandmother, yo-yos	2 1pt			
	Listen and tick (✓) or cross (X)	Listen and tick V or cross X about: zebra, yogurt	1 0,5pts		1 0,5pts	
Reading	Read and match	Read and match about: fourteen/ grapes	2 1pts			4 questions 2 points 20%
	Read and circle	Read and circle about: brother/ table		2 1pts		
Writing	Look and write the answer.	Look and write about: yams/ tent		2 1pts		4 questions 2 points 20%
	Reorder the letters	Reorder the letters about: sliding/ zebu		2 1pts		
Speaking	Get to know each other :	- What's your name? - How old is your brother/ sister/ grandmother...	1 0,5pts		1 0,5pts	6 questions 2 points 20%
	Describing picture	- What can you see? - What number is it? - Do you like.....? - Where are the...?		3 0.75pts	1 0,25pts	



<b>Total</b>	<b>QUESTION</b>		10	9	3	22
	<b>POINT</b>		5pts	3,75pts	1,25pts	10pts
	<b>PERCENT AGE (%)</b>		50%	37,5%	12,5%	100%



Skills	Listening	Reading	Writing	Speaking	Total
<u>Marks</u>					

**LISTENING (4 pts)**

**PART 1: Listen and tick (✓) A or B. There is an example (0):**

<b>0.</b>	A <input checked="" type="checkbox"/>		B. <input type="checkbox"/>	
-----------	---------------------------------------	---	-----------------------------	---

<b>1.</b>	A <input type="checkbox"/>		B. <input type="checkbox"/>	
-----------	----------------------------	---	-----------------------------	---

<b>2.</b>	A <input type="checkbox"/>		B. <input type="checkbox"/>	
-----------	----------------------------	---	-----------------------------	---

**PART 2: Listen and circle. There is an example (0):**

<b>0.</b>	y	n
<b>1.</b>	z	t
<b>2.</b>	a	i

**PART 3: Listen and match. There is an example (0):**



a.



b.






c.

0.

1.




2.

**PART 4: Listen and tick (✓) or cross ( X ). There are examples (0):**

1.		<input checked="" type="checkbox"/>
2.		<input type="checkbox"/>
3.		<input type="checkbox"/>
4.		<input type="checkbox"/>

**READING (2 pts)**

**PART 1: Read and match the pictures with the correct the words. There is an example (0):**

0.		A. What do you want? I want some grapes.
1.		B. This is my sister.
2.		C. What number is it? It's fourteen.

**PART 2: Read and circle A, B or C. There is an example (0):**



Where are the.....? - Over there.

A shirts	B. shorts	C. shoes
----------	-----------	----------



1. How old is your.....?  
He's thirteen

A. grandmother	B. sister	C. brother
----------------	-----------	------------



2. The teapot is on the.....

A. tent	B. table	C. blanket
---------	----------	------------

### WRITING (2 pts)

**PART 1: Look and write the correct answer. There is an example (0):**

0. He is <b>riding</b> his bike.	
1. Do you like the .....? Yes, I do.	
2. Is the teapot near the.....? Yes it is.	

**PART 2: Reorder the letters to make the correct word. There is an example (0):**

		
0. venele	dingsli	2. buez
-> <u>eleven</u>	-> _____	-> _____

**IV. SPEAKING (2 pts)**

**PART 1: Get to know each other.(1 pt)**

The examiner asks the student the following questions:

1. What's your name ?
2. How old is your brother/ sister/ grandmother...

**PART 2: Describe pictures.(1 pt)**

The examiner asks the student to answer the following questions( two of following questions). Using pictures.

1. What can you see?
2. What number is it?
3. Do you like the zebu/zebra.....?
4. Where are the shoes/shorts...?

**UBND PHƯỜNG BUÔN HỒ**  
**TRƯỜNG TIỂU HỌC NGUYỄN TẤT THÀNH**

**ANSWER KEY**  
**SECOND SEMESTER TEST - GRADE 2**

**I. LISTENING :4 pts**

**PART 1: (2\* 0,5 = 1pt)**

Ex: Do you like the zoo? - Yes, I do.

1. The cake is on the table.                      2. They're driving cars.

**1.B (L1)              2.A (L1)**

**PART 2: (2\* 0,5 = 1 pt)**

Ex: Yy

1. Zz                      2. Ii

**1.z (L1)              2.i (L1)**

**PART 3: (2\* 0,5 = 1pt)**

Ex: Is the blanket near the tent? - No, it isn't. It's in the tent.

1. This is my grandmother.

2. What do you want?                      - I want some yo-yos

**1.A (L1)              2.C (L1)**

**PART 4: (2\* 0,5 = 1pt)**

Ex: 1: They're driving cars.                      2. The cake is on the table.

3. Do you like the zebra? - Yes, I do.

4. What do you want?                      - I want some yogurt.

**3. ✓ (L1)              4.X (L3)**

**II. READING : ( 2 pts)**

**PART 1: (2\* 0,5 = 1pt)**              1.C (L1)              2.A (L1)

**PART 2: (2\* 0,5 = 1pt)**              1.C (L2)              2.B (L2)

**III. WRITING : (2 pts)**

**PART 1: (2\* 0,5 = 1pt)**    1. yams (L2)                      2. tent (L2)

**PART 2: (2\* 0,5 = 1pt)**    1.sliding (L2)                      2. zebu (L2)

**IV. SPEAKING : (2 pts)**

**Greeting & test taker's name check.**

The examiner says "*My name is...It's nice to talk to you today.*"

**PART 1: Get to know each other.**

The examiner asks the student the following questions:

1.What's your name ? (L1)

2. How old is your brother/ sister/ grandmother...(L3)

**PART 2: Describe pictures.**

The examiner asks the student to answer the following questions( two of following questions). Using pictures.

1.What can you see? (L2)

2. What number is it? (L2)

3.Do you like the zebu/zebra...?(L3)

4. Where are the shoes/shorts...?(L2)

Duyệt của Chuyên môn

Buôn Hồ, ngày 3 tháng 5 năm 2026  
Người lập

**Trần Thị Uyên Thanh**

